



SAFETY RECOMMENDATIONS

For Korit® 420 FS














ACTIVE INGREDIENT: Ziram 420 g/l (0.6L/100 kg of seeds)

In case of a medical emergency following exposure to a chemical, call:
 NHS Direct in England or Wales 0845 46 47 or NHS 24 in Scotland 08454 24 24 24 (UK only).
 Booklet on Handling Treated Seed is available on the LG seed bags



- H330** | Fatal if inhaled
- H410** | Very toxic to aquatic life with long lasting effect
- H317** | May cause an allergic skin reaction
- H335** | May cause respiratory irritation
- H373** | May cause damage to organs through prolonged or repeated exposure

SAFETY EQUIPMENT REQUIREMENT

USERS	ACTIONS	SAFETY EQUIPMENT REQUIREMENT			
MANUFACTORY EMPLOYEES	Seed treating and packing	Nitrile gloves (EN 374-3) 	Overall category 3 type 5/6 	Respiratory protection mask A2P3 	
	Cleaning			OR 	
	Laboratory work	Nitrile gloves (EN 374-3) 	Polyester or cotton workwear 	Respiratory protection mask P3 	FFP3 Only if the workstation is equipped with a good extractor hood
	Sampling and repacking (manufactory level)			OR 	
FARMERS AND SALES TEAM	Bag handling				
	Damaged bag management	Nitrile gloves (EN 374-3) 	Polyester or cotton workwear 	Respiratory protection mask FFP3 	
	Filling of seeder				
	Intervention on the seeder while sowing				
	Emptying of seeder				

SAFETY EQUIPMENTS REQUIREMENT

- For occasional handling, suitable workwear is preferable.
- Do not store the used safety equipment in the car without protection (ex: store in a closed bag)

PRECAUTIONARY STATEMENTS

- Do not breathe mist / vapors / spray
- IF INHALED: remove victim to fresh air and keep at rest, in a position comfortable for breathing.
- Immediately call NHS Direct in England or Wales 0845 46 47 or NHS 24 in Scotland 08454 24 24 24 or doctor/A&E
- If skin irritation or rash occurs: get medical advice/attention



SAFETY RECOMMENDATIONS

For Korit® 420 FS



KORIT® 420 FS, GOOD PRACTICES



For each step, use the safety equipment required!

TRANSPORT AND STORAGE	Check that all the bags are intact	
	During transport, users and seed bags must be physically separated (ex: in a trailer).	
	Transport bags in the original packaging	
	Store in locked-up and well-ventilated place. Keep container tightly closed	
	Dispose of contents/container in accordance with local regulations	
	Collect spillage	
BEFORE SOWING (When opening the seed bags and filling the seed drill hoppers)	Avoid exposure to dust	
	Avoid the transfer of dust from the seed bag into the seed drill hoppers	
	Do not reprocess treated seed with additional products	
DURING SOWING	When using a pneumatic vacuum seed drill, the dust from the treated seeds must be directed towards the ground surface by using deflectors	
	To protect birds and mammals, treated seeds must be well covered with soil, including at the end of the furrow	
AFTER SOWING	Do not leave empty bags or treated seeds unusable in the environment. Eliminate them in accordance with current legislation	
	Return all unused treated seeds to their original bags and do not reuse empty bags for other uses	
	Do not use treated seeds for human or animal consumption or to produce derived products	
	Wash your hands and all exposed parts of your body before eating and after work	

Limagrain Europe

www.limagrain-europe.com

S.A.S. au capital de 9 229 894,75 € - SIREN 542 009 824 RCS Clermont-Ferrand- APE : 0111Z - N° TVA intracomm. FR54 542 009 824 – Photos : Watier Visuel – Nov. 2019

® Registered trademark of Kwizda